

LESSON 8: Fact Masters – Multiplication

Warm-Up

Directions: Complete the following addition problems.

1. $4 + 4 + 4 =$

2. $3 + 3 + 3 + 3 + 3 =$

3. $4 + 4 + 4 + 4 + 4 =$

4. $7 + 7 + 7 + 7 + 7 + 7 =$

5. $2 + 2 + 2 + 2 =$

6. $7 + 7 + 7 =$

LESSON 8: Fact Masters – Multiplication

Directions: Complete the following SOLVE problem with your teacher. You will only complete the S step.

Ms. Martin bakes cookies for the local bakery. She bakes them on rectangular cookie pans in straight rows. She puts six cookies in each row, and there are eight rows of cookies on each pan. How many cookies can she bake on one pan? Draw a picture of one cookie pan to help you solve this problem.

S Underline the question.
This problem is asking me to find

Recording Sheet 1

Directions: Complete the recording sheet below with your teacher and partner.

LESSON 8: Fact Masters – Multiplication

Directions: Complete the recording sheet below with your teacher and partner.

Recording Sheet 2

group(s) with item(s) per group =

group(s) with item(s) per group =

group(s) with item(s) per group =

group(s) with item(s) per group =

group(s) with item(s) per group =

group(s) with item(s) per group =

LESSON 8: Fact Masters – Multiplication

Directions: Complete the recording sheet below with your teacher and partner.

Recording Sheet 3

group(s) ● item(s) per group =

group(s) ● item(s) per group =

group(s) ● item(s) per group =

group(s) ● item(s) per group =

group(s) ● item(s) per group =

group(s) ● item(s) per group =

LESSON 8: Fact Masters – Multiplication

Directions: Complete the recording sheet below with your teacher and partner.

Recording Sheet 4

● =

● =

● =

● =

● =

LESSON 8: Fact Masters – Multiplication

Directions: Complete the following SOLVE problem with your teacher.

Ms. Martin bakes cookies for the local bakery. She bakes them on rectangular cookie pans in straight rows. She puts six cookies in each row, and there are eight rows of cookies on each pan. How many cookies can she bake on one pan? Draw a picture of one cookie pan to help you solve this problem.

S Underline the question.

This problem is asking me to find

O Identify the facts.

Eliminate the unnecessary facts.

List the necessary facts.

L Choose an operation or operations.

Write in words what your plan of action will be.

V Estimate your answer.

Carry out your plan.

E Does your answer make sense? (Compare your answer to the question.)

Is your answer reasonable? (Compare your answer to the estimate.)

Is your answer accurate? (Check your work.)

Write your answer in a complete sentence.

LESSON 8: Fact Masters – Multiplication

Homework

Name

Date

Directions: Draw arrays to show the following multiplication facts.

1. $2 \bullet 4$

2. $6 \bullet 3$

3. $5 \bullet 4$


4. $1 \bullet 9$

5. $3 \bullet 4$


6. $4 \bullet 3$

Directions: Write a multiplication fact for each of the following arrays.


7.




8.



9.



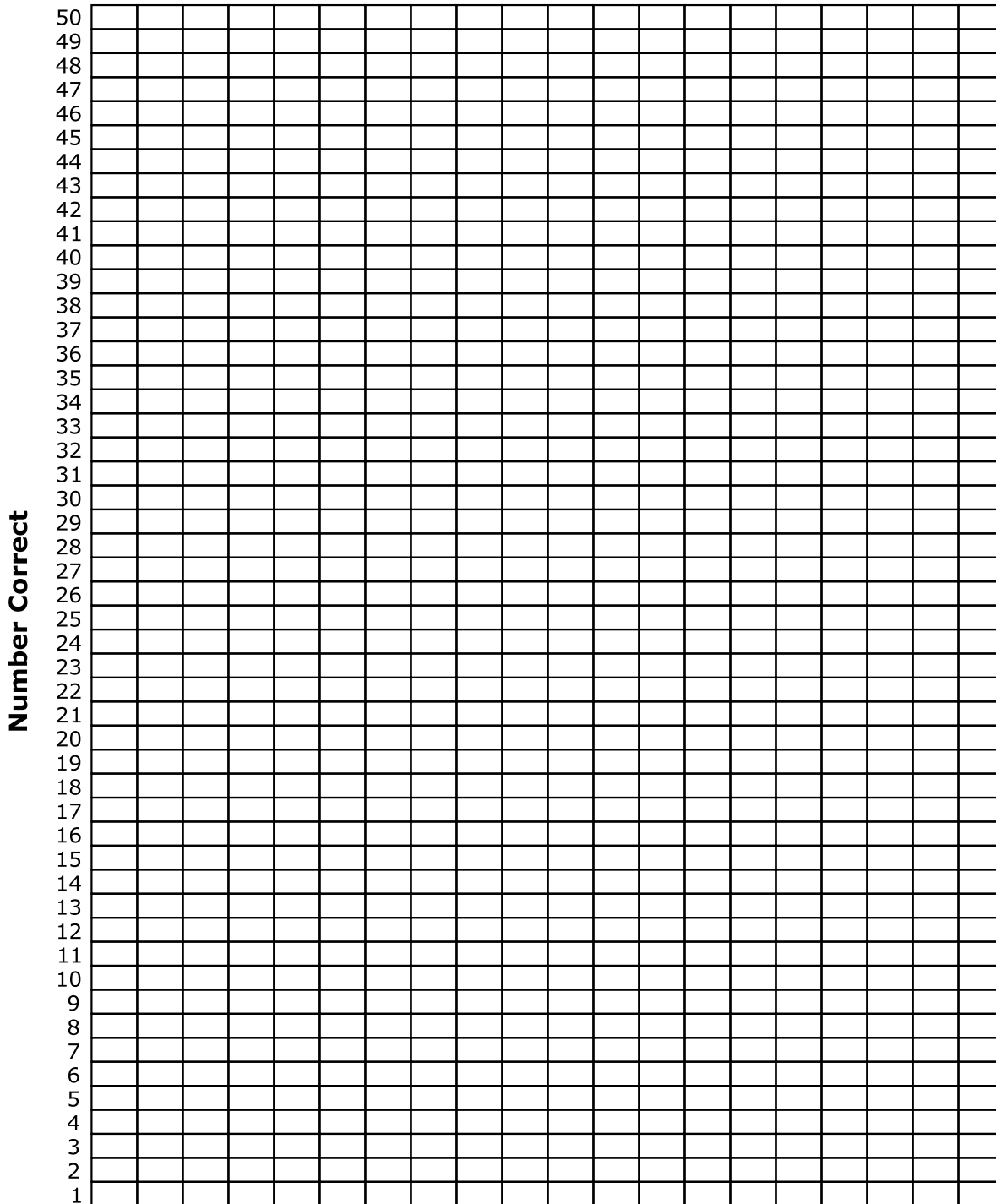
10.



LESSON 8: Fact Masters – Multiplication

Directions: Follow your teacher’s directions to complete this graph.

Fast Masters Quiz



LESSON 8: Fact Masters – Multiplication

Directions: Follow your teacher’s directions to complete the grid below.

Grid for Basic Multiplication Facts

Items

	●	0	1	2	3	4	5	<u>6</u>	7	8	<u>9</u>
	0	0	0	0	0	0	0	0	0	0	0
	1	0	1	2	3	4	5	<u>6</u>	7	8	<u>9</u>
	2	0	2	4	<u>6</u>	8	10	12	14	16	18
	3	0	3	<u>6</u>	<u>9</u>	12	15	18	21	24	27
Groups	4	0	4	8	12	16	20	24	28	32	36
	5	0	5	10	15	20	25	30	35	40	45
	<u>6</u>	0	6	12	18	24	30	36	42	48	54
	7	0	7	14	21	28	35	42	49	56	63
	8	0	8	16	24	32	40	48	56	64	72
	<u>9</u>	0	9	18	27	36	45	54	63	72	81