

LESSON 29: Identify and Compare Quadrilaterals

Homework

Name \_\_\_\_\_

Date \_\_\_\_\_

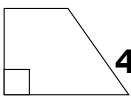
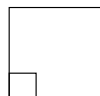

**Directions:** Solve the following problems.

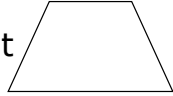
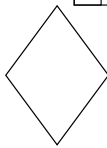
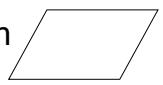
Name the quadrilaterals that match the clues. Choose from rhombus, trapezoid, rectangle, and parallelogram.

1. only 1 set of parallel lines  
2 acute angles  
2 obtuse angles

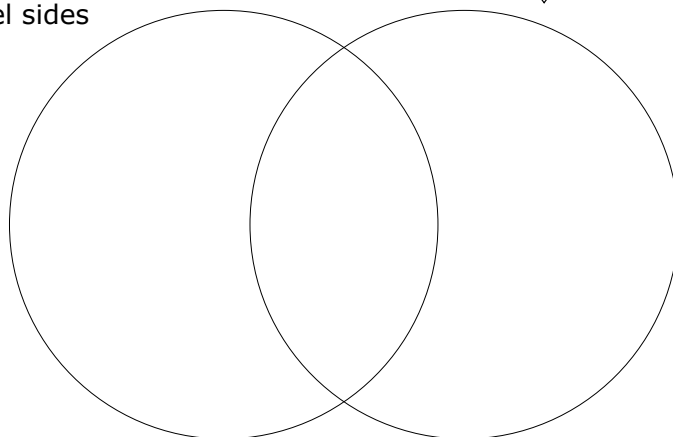
2. 2 sets of congruent sides  
4 right angles

Write the quadrilaterals listed below in the proper section of the Venn diagram.

3. Trapezoid with right angles  4. Square  5. Rectangle 

6. Trapezoid without right angles  7. Rhombus  8. Parallelogram 

2 sets of parallel sides 4 right angles



9. Use the Venn diagram and compare the parallelogram and the square.

10. Use the Venn diagram and compare the rhombus and the parallelogram.