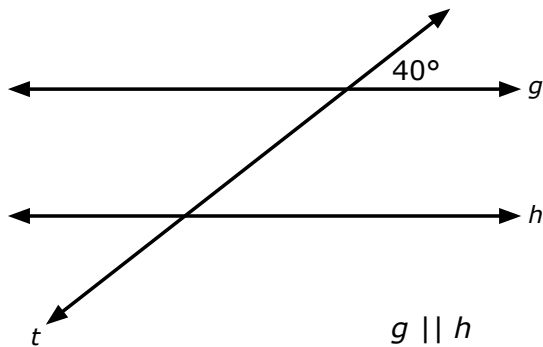


LESSON 25: Angle Relationships – Part 2

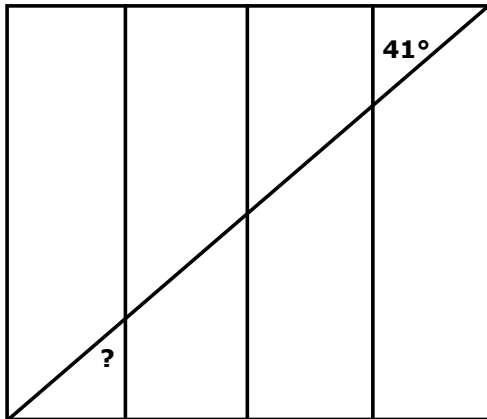
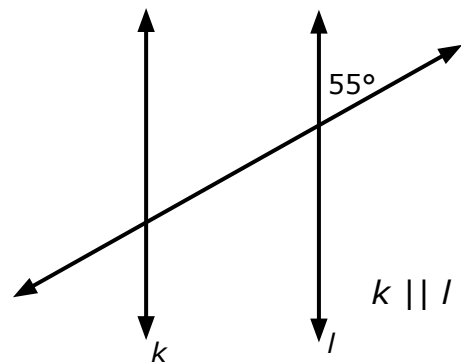
Homework

.....  
**Name** \_\_\_\_\_ **Date** \_\_\_\_\_

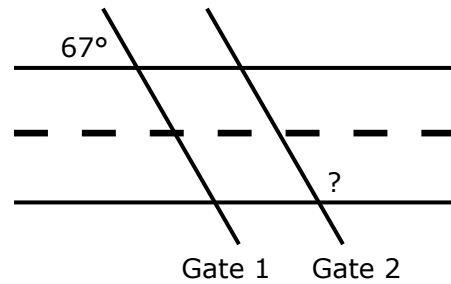
1. Fill in the missing values using angle relationships and the given angle.



2. Fill in the missing values using angle relationships and the given angle.



The frame of a house is constructed with parallel vertical beams. What is the measure of the unknown angle? Explain.



Gates are being added for safety surrounding the new train stop. What should the unknown angle measure be for Gate 2, knowing the lines on the road are parallel?